



ENVIROGRAF®



MAILBOX PROTECTION SYSTEMS

Products 49, 52, 71, 118, & 130 Data Sheet



- Quick-fit installation
- Integral brush smoke seal
- High security design
- Lightweight and durable
- Ideal for fitting to doors in houses of multiple occupation
- Can be used in either horizontal or vertical orientation
- Extensive range of finishes
- Integral intumescent liner
- Seals letter opening in a fire
- Effective draughtproof seal



**PROTECTING PROPERTY
PROTECTING LIVES**



COPYRIGHT © 2005 ENVIRONMENTAL SEALS LTD

Environmental Seals Ltd, Envirograf House, Barfrestone, Dover, Kent, CT15 7JG, United Kingdom

Phone: +44 (0) 1 304 842 555 – Fax: +44 (0) 1304 842 666 – Email: sales@envirograf.com – URL: www.envirograf.com

FIRE PROTECTION WITH BUILT-IN SECURITY

With arson, burglary, and racially-motivated attacks on property on the increase, there has never been a better time to shore up your front line defences against attack. Envirograf® intumescent letter/firebox systems are the tried and proven way to deal with these threats

- Frontline defence from arson attack
- Frontline defence from burglary
- Energy-saving (reducing draughts/heat loss)

PRODUCT 49: INTUMESCENT LETTERBOX

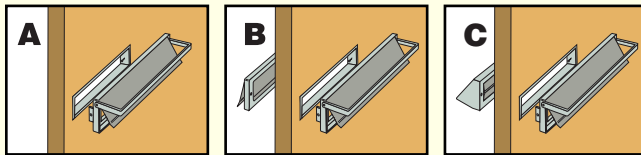
Environmental Seals Ltd manufacture a unique intumescent fire protection letterbox system that offers up to one hour fire protection against arson. These units are now one of the most cost effective ways of combating arson and burglary. The letterbox comprises a letterbox flap including smoke seal and an intumescent liner that lines the door aperture. Optional extras include a rear smoke flap or a unique security hood for areas vulnerable to break in.

The letterbox unit is designed to fit three aperture sizes:

L1-L4	types is	50x267mm, and overall size is	75x315mm
L6-L8	types is	69x290mm, and overall size is	100x335mm
L9-L12	types is	95x345mm, and overall size is	120x390mm

Insert the letterbox unit into the hole fix with screws supplied then insert the liner to finish, fix with double sided tape and pins supplied.

Internal Flaps/Security Hoods: align with external flap/fix with supplied screws.



TWO SIZES AVAILABLE TO SUIT DOORS 25-38mm OR 38-60mm
EXTERNAL LETTERPLATE SIZE IS 75mm x 310mm
DOOR OPENING SIZE TO CUT IS 47mm x 266mm
INTERNAL OPENING SIZE IS 40mm x 254mm



ORDERING REFERENCES

/A = Front smoke frame/flap + intumescent liner

/B = Front smoke frame/flap + intumescent liner + rear smoke frame/flap

/C = Front smoke frame/flap + intumescent liner + security hood

Finish	Ref	Ref	Ref
Brown	L1/A	L1/B	L1/C
White	L2/A	L2/B	L2/C
Stainless	L3/A	L3/B	L3/C
Brass	L4/A	L4/B	L4/C

Available while stocks last.

BS and RAL colours are extra cost items.

Finish	Ref	Ref	Ref
Coloured*	L6/A	L6/B	L6/C
Stainless	L7/A	L7/B	L7/C
Brass	L8/A	L8/B	L8/C

* Coloured: black, brown, fawn or white. BS and RAL colours made to order at extra cost.

Finish	Ref	Ref	Ref
Brown	L9/A	L9/B	L9/C
White	L10/A	L10/B	L10/C
Stainless	L11/A	L11/B	L11/C
Brass	L12/A	L12/B	L12/C

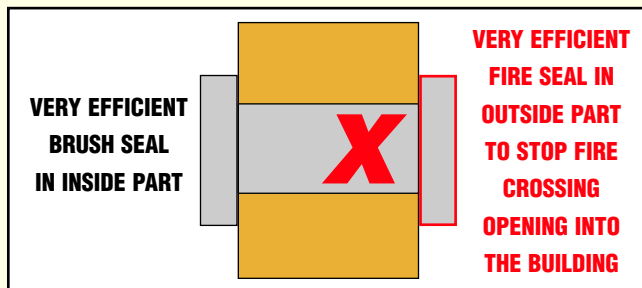
BS and RAL colours are made to order at extra cost.

INTERNAL SMOKE FLAP: consists of a 10mm deep metal surround with a metal flap, housing a smoke and draught seal to suit hole size 50mm x 267mm. These are made in the following standard colours:

Ref	Finish
SM/S	Brown/white/black
SM/S	Stainless Steel
SM/S	Brass

PRODUCT 49: NEW SIZES AVAILABLE

New high security letterplate units, complete with intumescent liners, are now available in an extensive range of metallic and painted finishes. There are two versions, to suit different door thicknesses. The shallow type suits door thicknesses 25-38mm and the deep type suits door thicknesses 38-60mm.



TWO SIZES AVAILABLE TO SUIT DOORS 25-38mm OR 38-60mm
EXTERNAL LETTERPLATE SIZE IS 76mm x 310mm
DOOR OPENING SIZE TO CUT IS 52mm x 280mm
INTERNAL OPENING SIZE IS 40mm x 278mm



ORDERING REFERENCES FOR NEW SIZES

Finish	Deep Ref	Shallow Ref
Bright Bronze	DLP/BB	SLP/BB
Satin Bronze	DLP/SB	SLP/SB
Bright Chrome	DLP/BC	SLP/BC
Satin Chrome	DLP/SC	SLP/SC
Golden	DLP/HG	SLP/HG
Black	DLP/BK	SLP/BK
Brown	DLP/BR	SLP/BR
White	DLP/WH	SLP/WH





BRUSH SEALS AGAINST DRAUGHT / SMOKE / WEATHER

PROD 50: INTUMESCENT LINER



**LBL1: 85x340mm
LBL2: 65x290mm**



BRUSH SEALS FITTED ON THE INTERNAL SIDE



RUBBER ANTI-RATTLE SEAL FITTED ON THE EXTERNAL SIDE



USE EITHER VERTICALLY OR HORIZONTALLY



PRODUCT 52: FIRE BOX

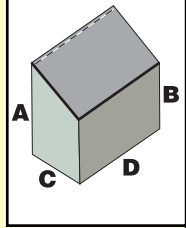
Fire boxes fit to the back of the door or wall, so that if petrol or other inflammable materials are placed into the box and then ignited, they are extinguished by the easily-renewed intumescent material (which omits no harmful gases into the area). Standard boxes are available with a hinged lid and in any colour (versions with a front door can be made to special order at extra cost). Both types can be fitted with either a straight or angled spout that passes through brick or block walls. Boxes are fitted with a concealed lock on the lid as standard, or a hasp and staple for padlocks can be supplied for extra security at extra cost. **Use flexible bag (FLEX1) where doors open tightly onto walls.**

SPECIAL ORDERS

When specifying, state whether a spout is required and its angle. Also state the lock facility required. State special order sizes as depicted under headings **A B C** and **D** in the ordering references section opposite.

ORDERING REFERENCES

REF:	A	B	C	D
FB1	360	300	170	375mm
FB2	360	300	90	375mm
FB3	360	300	200	400mm
FB4	675	600	300	600mm
FLEX1	335	335	130	420mm



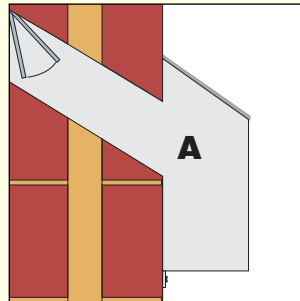
Spouts up to 300mm long can be fitted to pass through walls. Flush locks are included in the price. Supplied in three standard colours: black, brown, and white (other colours available at extra cost). Please note that fire boxes with a front door can be made to special order at extra cost.



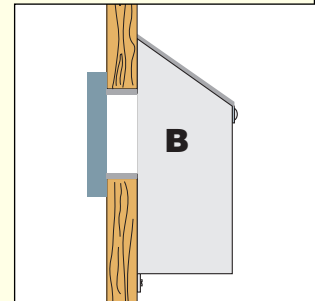
Fireboxes/bags are fixed to a wall or door with screws fastened internally (not visible outside the box). Fireboxes are designed to be used with the Envirograf® Letterbox external flap.



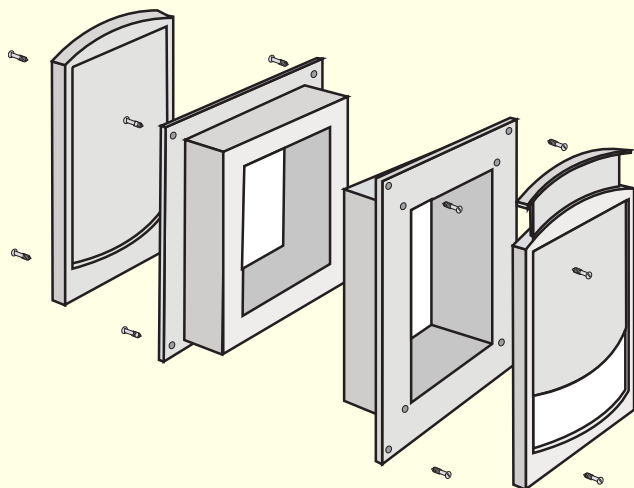
Fireboxes/bags are fixed to a wall or door with screws fastened internally (not visible outside the box). Fireboxes are designed to be used with the Envirograf® Letterbox external flap.



A: Firebox with entry spout



B: Standard flush fitting firebox



PRODUCT 118: ANIMAL DOOR FLAP PROTECTOR

A metal frame that houses an Envirograf® Product 16 economy intumescent box, designed for standard cat and dog flaps (these are not supplied). Your standard door flap fits into our unit. Standard finishes are brown, grey, and white. The fitted intumescent and PVC-faced sponge is sufficiently smooth for a cat and dog to pass through. It will not seal or expand until the fire has reached 1200°C at the door (approximately 4 minutes into the fire). The product can be made to fit a brick wall of any thickness. For fire-rated doors in apartments and houses. In a fire, the intumescent material would expand, filling the hole and maintaining the integrity of the fire door. This Envirograf® product is simple to fit.



ORDERING REFERENCES

DFP1/S	180 x 156 x 20 mm
DFP2/S	170 x 170 x 20 mm
DFP3/S	261 x 230 x 25 mm
DFP4/S	347 x 306 x 25 mm

To suit Staywell brand flaps. Others made to order



PRODUCT 130: DOOR VIEWER



There are always times when you need to see what is on the opposite side of a door without opening the door, and the Envirograf® DV fire-rated door viewer is the ideal product for viewing and fire protection. The grille unit is made from 20SWG (0.92mm) zintec metal which is then powder-coated in black, bronze, brown, or white.

ADVANTAGES

- Easy-slide control to open and close the shutter for viewing or privacy
- Remains effective against fire even if you forget to slide the shutter closed, because the intumescent material will expand and fill the shutter opening in the event of a fire
- 6mm thick armoured glass is fitted as standard for extra security

APPLICATIONS

- Children's and elderly people's bedroom doors
- Commercial board room doors
- Discreet way of monitoring people within a room
- Domestic apartment and house entrance doors
- Hospital ward doors and mental institutions
- Police and prison interview rooms and cell doors

PERFORMANCE

Tested to BS476 Part 22 (1987) for 66 minutes. Intumescent material and 6mm high-impact armoured glass is fitted inside sealed units. Non-removable seals on glazed side. Glazed side can face into/out of a room.

HEALTH AND SAFETY


Envirograf® DV intumescent grilles have no known health hazards.

2-PART SECURITY BEADING
½ HOUR FOR 44mm SOFTWOOD DOORS
1 HOUR FOR 54mm HARDWOOD DOORS
FITS INTO STANDARD CUTOUT SIZE
229mm high x 368mm wide

PRODUCT 71: SELF-CLOSING HINGES

This Envirograf® self-closing hinge set (Ref **SCH**, available in antique brass, brown, chrome, stainless steel, and white finishes) means that there is no longer a need for unsightly surface-mounted door closers: ideal for use in conservation areas! The supplied set of three hinges act together as a complete door closer. The hinges can be easily adjusted individually, e.g. to latch, the centre hinge can have more tension, and the top hinge can be tightened to allow for buckled door tops. Tested to BS476 Part 22 (1987) to 30 & 60 minutes.

- Quick and easy installation
- Set of three hinges per door
- Each hinge fully adjustable
- Ideal for conservation areas
- Replaces ugly door closers
- No closers means cost saving
- Five colour finishes
- Product has CE Approval



REGIONAL OFFICE